

RIGHT
POCKET

Grey box shows size of
business card when inserted
into cut slits.

BACK COVER

FRONT COVER

LEFT
POCKET

Grey box shows size of
business card when inserted
into cut slits.

A4 Portrait Folder / No Capacity Outside
Fits A4 paper / Business card slits optional Flat Size: 562 x 368mm


Place your design within 'Artwork' layer and delete 'Guide' layer once finished.
Failure to remove guide layer will result in template printing over artwork design.


- Please ensure:**
- Colour: CMYK (RGB will be converted)
 - Fonts: Embedded or converted to outlines
 - Image Resolution: 300dpi or higher
 - Crop marks and 3mm bleed are included
 - Accepted format: PDF (one file)


Please upload one PDF including two copies of artwork - one with cutter guide visible and one without.

Business Card Slits

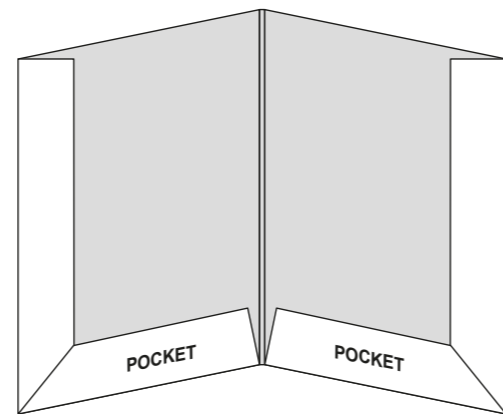
Business card slits are included on all panels as standard. If slits are not required please ensure this finishing option is selected when ordering and Business Card Slits layer is removed when placing artwork.

 **Finished Size** - This is the finished size of the product once cut.

 **Safe Area** - We recommend keeping text and images out of the grey area, remaining in white box.

 **3mm Bleed** - Please extend your artwork into the bleed if you are using full colour or imagery in the background. Anything within this area will be removed once cut.

Aa Orientation - Place artwork the same way up as text shown for orientation to be correct once assembled.



FLAP

FLAP

Grey box shows size of
business card when inserted
into cut slits.

RIGHT
POCKET

LEFT
POCKET

Grey box shows size of
business card when inserted
into cut slits.

F2_A4_CEN

INSIDE
LEFT
POCKET

INSIDE
RIGHT
POCKET

INSIDE LEFT

INSIDE RIGHT

A4 Portrait Folder / No Capacity Inside
 Fits A4 paper / Business card slits optional Flat Size: 562 x 368mm

Place your design within 'Artwork' layer and delete 'Guide' layer once finished.
Failure to remove guide layer will result in template printing over artwork design.

Please ensure:

- Colour: CMYK (RGB will be converted)
- Fonts: Embedded or converted to outlines
- Image Resolution: 300dpi or higher
- Crop marks and 3mm bleed are included
- Accepted format: PDF (one file)

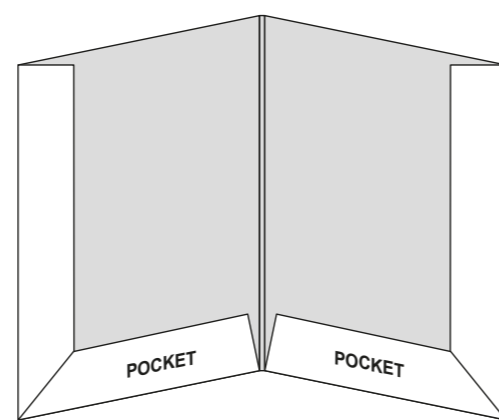
Finished Size - This is the finished size of the product once cut.

Safe Area - We recommend keeping text and images out of the grey area, remaining in white box.

3mm Bleed - Please extend your artwork into the bleed if you are using full colour or imagery in the background. Anything within this area will be removed once cut.

Orientation - Place artwork the same way up as text shown for orientation to be correct once assembled.

Business Card Slits
 Business card slits are included on all panels as standard. If slits are not required please ensure this finishing option is selected when ordering and Business Card Slits layer is removed when placing artwork.



FLAP

FLAP

INSIDE
LEFT
POCKET

INSIDE
RIGHT
POCKET

F2_A4_CEN